
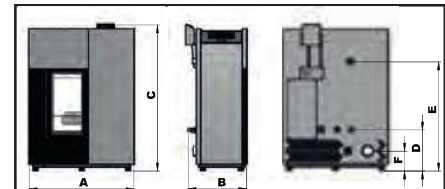


THYATERIA LITE HYDROSMARTPEL



THYATERIA LITE




HYDROSMARTPEL

TECHNICAL PARAMETERS


MODEL		THYATEIRA-25	HYDROSMARTPEL-17
Capacity	kW	5-25	3-17
Width (A)	mm	560	870
Depth (B)	mm	750	510
Height (C)	mm	1210	1150
Cold Water Inlet Height (D)	mm	260	350
Hot Water Outlet Height (E)	mm	530	900
Flue Outlet Height (F)	mm	180	160
Ø Flue Diameter	mm	80	80
Ø Flow-Return	inch	1	1
Ø Fill - Empty	inch	1/2	1/2
Weight	Kg	196	145
Water Volume	lt	37	35
Hopper Capacity	lt	40	45
Max. Operation Pressure	bar	3	3
Test Pressure	bar	4,30	4,30
Temp. Control Limit	°C	40-85	40-85
Max. Operation Temp	°C	90	90
Reducer Motor Power	W	50	50
Fan Power	W	50	50
Operation Power and Frequency	V/Hz	230/50	230/50
Operation Amper	A	10	10
Fuel Consumption	Kg/h	1.1 - 5.6	1.1 - 3.74

Look that page 15-16


SARDES / AIRSMARTPEL BETA / MAGNESIA



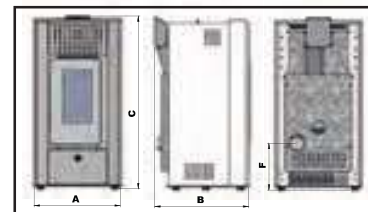
BETA



SARDES



AIRSMARTPEL



MAGNESIA

TECHNICAL PARAMETERS

MODEL		SARDES-22	AIRSMARTPEL-11	AIRSMARTPEL-11	BETA	MAGNESIA 9
Capacity	kW	5-22	3-11	3-11	2-7,5	3-9
Width (A)	mm	600	600	600	390	530
Depth (B)	mm	810	600	600	610	580
Height (C)	mm	1420	1020	1020	1225	1030
Flue Outlet Height (F)	mm	170	240	240	285	285
Ø Flue Diameter	mm	80	80	80	80	80
Weight	Kg	180	120	120	115	94
Hopper Capacity	lt	66	34	34	34	34
Ash Removal Box Capacity	lt	3,1	2,5	2,5	2,5	2,5
Reducer Motor Power	W	50	50	50	50	50
Fan Power	W	50-217	50-100	50-100	50	45-50
Operation Power and Frequency	V/Hz	230/50	230/50	230/50	230/50	230/50
Operation Amper	A	10	10	10	10	10
Fuel Consumption	K/h	1.1-4.8	0,67-2,46	0,67-2,46	1,6	0,67 - 2,01
Extra Canalyze System Outlet Height (D)	mm	1245				
Extra Canalyze Outlet Diameter (Optional)	mm	80				

Look that page 17-18-19-20-21